


Emotions Matter 2022 Year End Appeal - How to Form or Join a Team

1. Click the **“Form/Join a Team”** button on the right hand side of our website.
2. Click on the **“Join or Start a Team”** button.
3. Click **“Start A New Team”**

[×](#)

Join a Team

If you'd like to join an existing Team or create a New Team, you can do so here. Email Emotions Matter info@emotionsmatterbpd.org if you have any questions in regard to registration. Please note: that Team Captains are responsible for communicating with team members. Thank you!



There aren't any teams yet!
[Start A New Team](#)

[⏪ Back](#) [👤 Start A New Team](#)

4. Fill out Team Name and the donation goal you would like to set for your team.
5. Click **“Save My Team”**
6. Fill out how much YOU would like to donate towards your team's goal.


Your Fundraising Goal

How much will you try to raise?

Money raised counts toward your goal + your team's goal of **\$1,000!**

\$

You'll need to enter a goal in order to register.



7. Fill out your personal information the click **“Complete Registration”**
8. If registration was done correctly you will see this:

You're registered for 2022 End of Year Appeal!



It's time to start fundraising!

Personalize your page and share it with friends—it only takes a few minutes.

[My Fundraising Dashboard](#)

After Registration is complete:

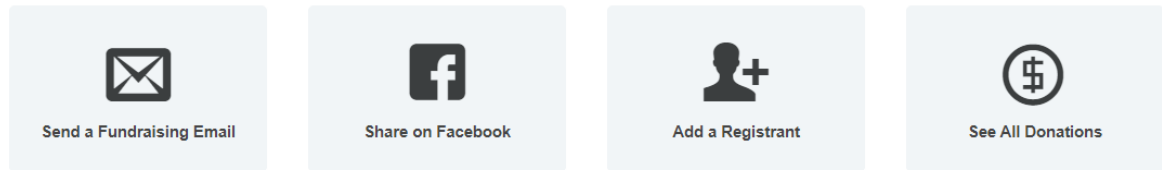
1. Click on **“My Fundraising Dashboard”** this will pop up after you complete your registration and it will also be sent via email to the email address you provided during registration.

(If you have never used our virtual platform before, you will be asked to create a password before you are taken to your personal Dashboard page).

2. You are able to edit your Team's donation goal on the bottom right hand side of your Dashboard by clicking **“Update My Goal”**
3. You can customize your Page URL (used to share your donation page with others). You can also connect your fundraising page to your facebook.
4. You can check your donations, add people to your team manually, and send emails to anyone you would like to join your team.

Get the Word Out

Providing easy access to your fundraising page is a great way to increase donations.



5. You can use the “Share Event” tab found on the left hand side of your Dashboard Homepage to share the event via email, facebook, or twitter. All donations made through your shared link and page will count towards your team’s goal.

6. Click “**Donate Now**” on the bottom of your dashboard to donate through your team.

How to Join a Team-via the Holiday Appeal Home Page

1. Follow Steps 1-2 above.
2. If a team was created, it will show up in the pop-up window. Click “**Join**” next to the team name you would like to join.
3. Fill out how much you would like to donate to the Team Goal.
4. Fill out your personal information
5. Click “**Complete Registration**”
6. Complete registration by creating a Password for your Holiday Fundraising Account.
7. Once you have created your password, click “**Activate Account**”
8. Click “**My Fundraising Dashboard**”
9. This will bring you to your own donating platform. *(This platform is linked to your Team’s account) all money you raise will go towards your Team’s Goal.)*
10. Click “**Donate Now**” on the bottom of your dashboard to donate to your Team and to Emotions Matter, Inc.